

KEY FEATURES

- 1.600 W program power
- High sensitivity: 100,6 dB @ 2,83 V @ 1 m
- FEA optimized magnetic circuit.
- Designed with MMSS technology for high control, linearity and low harmonic distortion.
- CONEX spider for higher resistance and consistency.
- Waterproof treatment for both sides of the cone.
- 4" duo technology voice coil.
- Extended controlled displacement: $X_{\max} \pm 7,4$ mm
- Massive mechanical displacement capability: $X_{\text{damage}} \pm 52$ mm

TECHNICAL SPECIFICATIONS

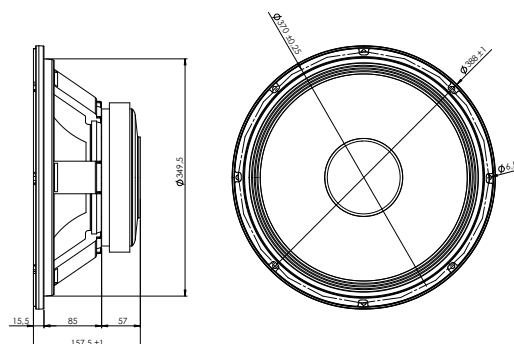
Nominal diameter	350 mm	15 in
Rated impedance		8 Ω
Minimum impedance		6,8 Ω
Power capacity*		800 W _{AES}
Program power		1600 W
Sensitivity	100,6 dB	2,83v @ 1m @ 2 π
Frequency range		30 - 5.000 Hz
Recom. enclosure vol.	40 / 150 l	1,41 / 5,3 ft ³
Voice coil diameter	100 mm	4 in
Magnetic assembly weight	10,7 kg	23,59 lb
BI factor		22,9 N/A
Moving mass		0,098 kg
Voice coil length		20 mm
Air gap height		12 mm
X_{damage} (peak to peak)		52 mm

THIELE-SMALL PARAMETERS**

Resonant frequency, f_s	41 Hz
D.C. Voice coil resistance, R_e	5,0 Ω
Mechanical Quality Factor, Q_{ms}	13,32
Electrical Quality Factor, Q_{es}	0,24
Total Quality Factor, Q_{ts}	0,24
Equivalent Air Volume to C_{ms} , V_{as}	159,3 l
Mechanical Compliance, C_{ms}	147 $\mu\text{m} / \text{N}$
Mechanical Resistance, R_{ms}	1,94 kg / s
Efficiency, η_0	4,51 %
Effective Surface Area, S_d	0,088 m ²
Maximum Displacement, X_{\max} ***	7,4 mm
Displacement Volume, V_d	660 cm ³
Voice Coil Inductance, L_e @ 1 kHz	1,5 mH



DIMENSION DRAWINGS



MOUNTING INFORMATION

Overall diameter	388 mm	15,28 in
Bolt circle diameter	370 mm	14,57 in
Baffle cutout diameter:		
- Front mount	349,5 mm	13,76 in
- Rear mount	355 mm	13,98 in
Depth	157,5 mm	6,2 in
Volume displaced by driver	5,5 l	0,19 ft ³
Net weight	12,36 kg	27,2 lb
Shipping weight	13,30 kg	29,3 lb

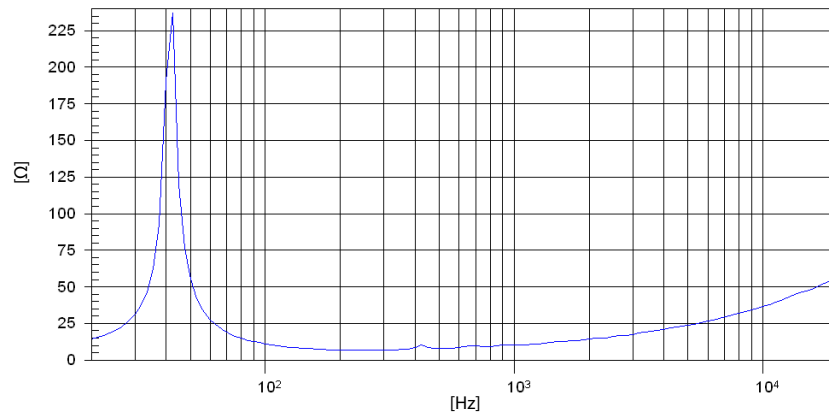
Notes:

* The power capacity is determined according to AES2-1984 (r2003) standard. Program power is defined as the transducer's ability to handle normal music program material.

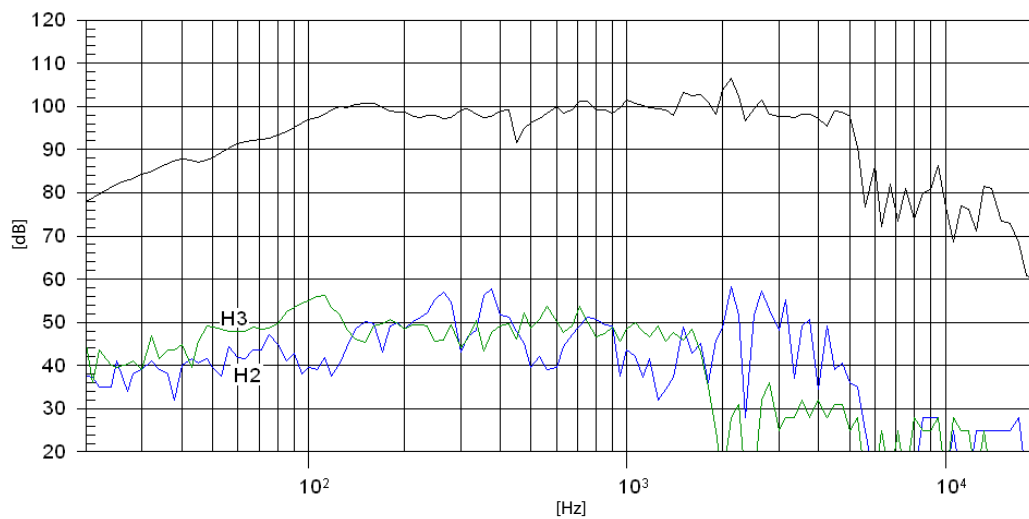
** T-S parameters are measured after an exercise period using a preconditioning power test. The measurements are carried out with a velocity-current laser transducer and will reflect the long term parameters (once the loudspeaker has been working for a short period of time).

*** The X_{\max} is calculated as $(L_{vc} - H_{ag})/2 + (H_{ag}/3,5)$, where L_{vc} is the voice coil length and H_{ag} is the air gap height.

FREE AIR IMPEDANCE CURVE



FREQUENCY RESPONSE AND DISTORTION



Note: On axis frequency response measured with loudspeaker standing on infinite baffle in anechoic chamber, 1W @ 1m