

5M30

MID FREQUENCY

-Studio-



This 5" loudspeaker is designed for mid-range coverage in studio or domestic systems. This model has a wide, smooth response, and good efficiency.

Modelo de medias frecuencias de 5" que proporciona una respuesta en frecuencia muy amplia y regular gracias a la incorporación de un casquillo de cobre sobre la pieza polar central y tratamiento sobre todo el cono garantizando una gran neutralidad en la reproducción.

SPECIFICATIONS

| | |
|--------------------------|-----------------------|
| Nominal diameter | 125 mm. 5 in. |
| Rated impedance | 8 ohms. |
| Power capacity* | 50 w RMS |
| Program Power | 100 Watts. |
| Sensitivity | 91 dB 2.83v @ 1m @ 2π |
| Frequency range | 60-12000 Hz |
| Voice coil diameter | 25.8 mm. 1 in. |
| Magnetic assembly weight | 0.9 kg. 2 lb. |
| BL factor | 6.4 N/A |
| Moving mass | 0.008 kg. |
| Air gap height | 4 mm. |
| X damage (peak to peak) | 20 mm. |

MOUNTING INFORMATION

| | |
|----------------------------|------------------------------|
| Overall dimensions | 134 x 134 mm. |
| Bolt circle diameter | 137 mm. 5.40 in. |
| Baffle cutout diameter: | |
| -Front mount | 120 mm. 4.72 in. |
| Depth | 65 mm. 2.56 in. |
| Volume displaced by driver | 0.5 l 0.019 ft. ³ |
| Net weight | 1.09 kg. 2.40 lb. |
| Shipping weight | 1.16 kg. 2.56 lb. |

MATERIALS

| | |
|------------|--------------------|
| Basket | Die cast aluminium |
| Cone | Plasticised paper |
| Surround | Polyurethane foam |
| Voice coil | Copper |
| Magnet | Ferrite |

THIELE-SMALL PARAMETERS**

| | |
|---|----------------------|
| Resonant Frequency, fs | 85 Hz |
| D.C. Voice Coil Resistance, Re | 6.5 ohms. |
| Mechanical Quality Factor, Qms | 2.72 |
| Electrical Quality Factor, Qes | 0.8 |
| Total Quality Factor, Qts | 0.61 |
| Equivalent Air Volume to Cms, Vas | 6 l |
| Mechanical Compliance, Cms | 440 μm/N |
| Mechanical Resistance, Rms | 1.57 kg/s |
| Efficiency, ho (%) | 0.5 |
| Effective Surface Area, Sd(m ²) | 0.009 m ² |
| Maximum Displacement, Xmax | 1 mm. |
| Displacement Volume, Vd | 9 cm. ³ |
| Voice Coil Inductance, Le @ 1kHz | 0.5 mH |

NOTES

*The power capacity corresponds to the RMS maximum value that can dissipate the loudspeaker when a sinus signal is applied for a period of at least two hours. Program power is defined as the transducer's ability to handle normal music program material.

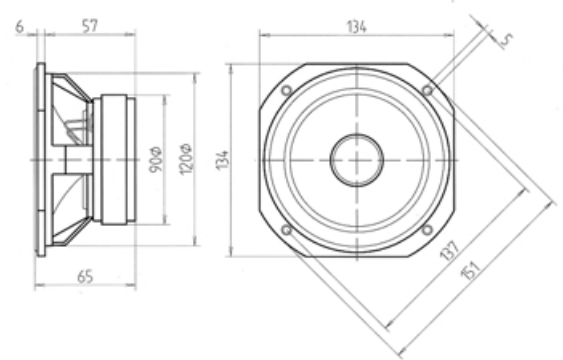
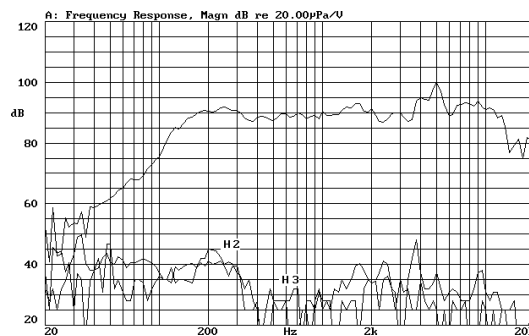
** T-S parameters are measured after an exercise period using a preconditioning power test, using a velocity-current laser transducer, and will reflect the long term parameters, once the loudspeaker has been working for a short period of time.

NOTAS

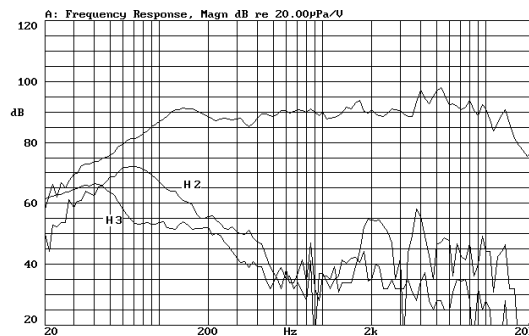
*La potencia admisible corresponde a la máxima potencia RMS que puede disipar el altavoz durante al menos dos horas, cuando se le aplica una señal senoidal determinada. Por potencia programa se entiende la capacidad del altavoz en el manejo de señales transitorias, como sería el proporcionado por el contenido de un pasaje musical normal.

* Los parámetros T-S han sido medidos después de un periodo de fatiga y estabilización de las suspensiones, mediante transductor laser de velocidad-corriente, y son el reflejo de los parámetros a largo plazo del altavoz, una vez éste haya sido instalado y haya trabajado en un corto espacio de tiempo.

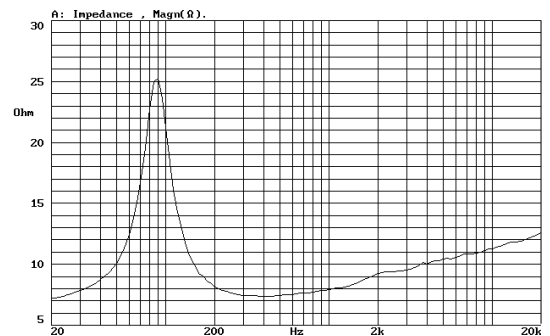
FREQUENCY RESPONSE & DISTORTION CURVES, MAGN. On axis, 1w @ 1m. Measured with VM100 back cover



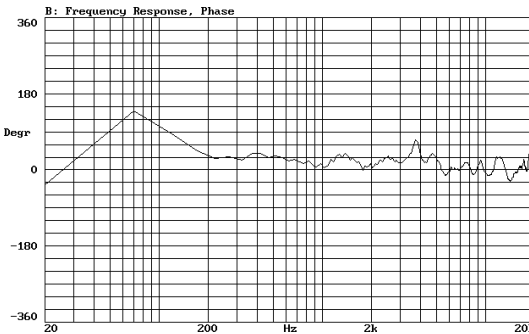
FREQUENCY RESPONSE & DISTORTION CURVES, MAGN. On axis, 1w @ 1m.



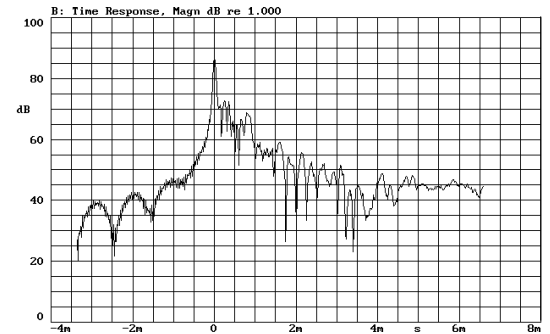
FREE AIR IMPEDANCE CURVE



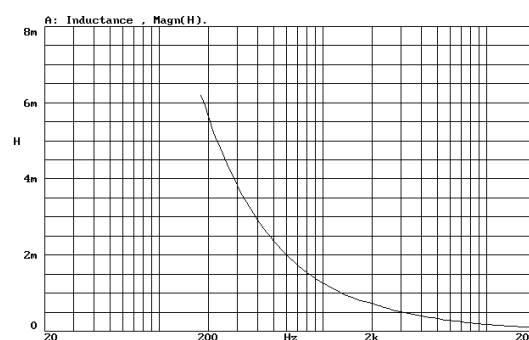
FREQUENCY RESPONSE, PHASE. On axis, 1w @ 1m.



TIME RESPONSE MAGN.



VOICE COIL INDUCTANCE CURVE



Re+Red (w) CURVE

