



### Key features

- 102dB SPL 1W / 1m average sensitivity
- 75mm ( 3" ) edgewound aluminum voice coil
- 400 W continuous pink noise
- Excellent transient response
- Ideal for direct radiating or horn loaded midrange
- Improved heat dissipation via unique basket design.

### GENERAL SPECIFICATIONS

NOMINAL DIAMETER	260mm	( 10 in )
RATED IMPEDANCE	8 ohms	
CONTINUOUS PINK NOISE	400 W	(1)
CONT. POWER	300 W	(2)
PROGRAM POWER	550 W	(3)
PEAK POWER	1100 W	(4)
SENSITIVITY	102 dB	(5)
FREQUENCY RANGE	80 - 5200 Hz	(6)
POWER COMPRESSION		(7)
@-10 dB (30 W)	0,5 dB	
@-3 dB (100 W)	1,6 dB	
@FULL POWER (300 W)	2,3 dB	
MAX RECOMM. FREQUENCY	3000 Hz	
RECOMM. ENCLOSURE VOLUME	5 - 30 lt.	( 0,18 - 0,06 cuft )
MINIMUM IMPEDANCE	6,4 ohms at 25 deg.	
MAX EXCURSION PEAK TO PEAK	16 mm	( 0,63 in )
VOICE COIL DIAMETER	75 mm	( 2,95 in )
VOICE COIL WINDING MATERIAL	aluminum	

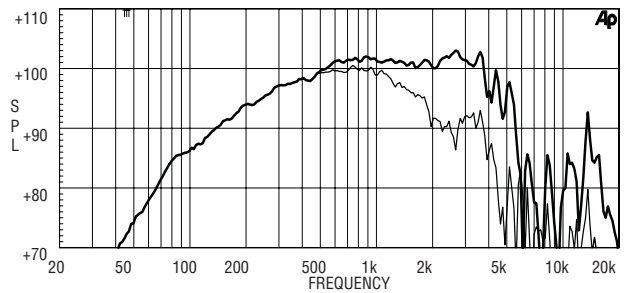
### THIELE-SMALL PARAMETERS (8)

Fs	70 Hz	
Re	5,2 ohms	
Sd	0,035 sq.mt.	( 54,25 sq.in. )
Qms	4,50	
Qes	0,25	
Qts	0,23	
Vas	25,6 lt.	( 0,9 cuft )
Mms	32 gr.	( 0,07 lb )
BL	17,6 Tm	
Linear Mathematical Xmax	± 4 mm	( ± 0,16 in ) (9)
Le (1kHz)	1,28 mH	
Ref. Efficiency		
dB / 1W / 1m ( half space )	97,7 dB	

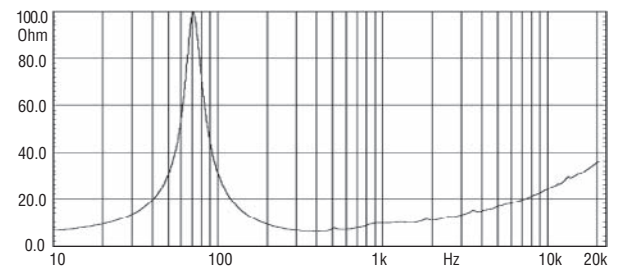
### MOUNTING INFORMATION

Overall diameter	260 mm	( 10,24 in )
N. of mounting holes	8	
Mounting holes diameter	7,15 mm	( 0,28 in )
Bolt circle diameter	244,5 mm	( 9,63 in )
Front mount baffle cutout diameter	232 mm	( 9,13 in )
Rear mount baffle cutout diameter	232 mm	( 9,13 in )
Total depth	127 mm	( 5 in )
Flange and gasket thickness	14 mm	( 0,55 in )
Net weight	7,35 kg	( 16,23 lb )
Shipping weight	7,8 kg	( 17,22 lb )
CardBoard packing dimensions	275 x 275 x 164 mm	( 10,83 x 10,83 x 6,64 in )

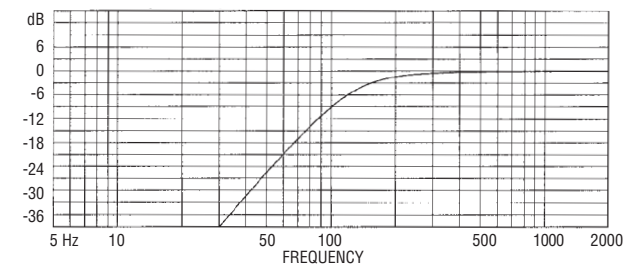
**FREQUENCY RESPONSE CURVE OF 10M600 MADE ON 30 Lit. CLOSED ENCLOSURE IN FREE FIELD ( 4pi) ENVIROMENT. ENCLOSURE CLOSE THE REAR OF THE DRIVER . THE THIN LINE REPRESENTS 45 DEG. OFF AXIS FREQUENCY RESPONSE**



**FREE AIR IMPEDANCE MAGNITUDE CURVE**



**NORMALIZED AMPLITUDE RESPONSE (dB/Hz)**



### Box Parameters

#### Custom Vented Box

<b>Vb</b>	= 5,00 Lt.	<b>Fill</b>	= normal
<b>Fb</b>	= 100.0 Hz	<b>Dv</b>	= 6,00 cm
<b>QL</b>	= 7.0	<b>Lv</b>	= 11,02 cm

(1) AES standard

(2) Continuous power rating is measured in 30 lit closed enclosure using a 70 -2000Hz band limited pink noise test signal applied continuously for 2 hours.

(3) \*Program power rating is measured as for "2" above but 50% duty cycle ."

(4) The peak power rating is based on a 6dB crest factor above the continuous power rating and represents the maximum permitted instantaneous peak power level over a maximum period of 10ms which will be withstood by the loudspeaker without damage.

(5) Sensitivity represents the averaged value of acoustic output as measured on the forward central axis of cone , at distance 1m from the baffle panel, when connected to 2,83 V sine wave test signal swept

between 500Hz and 2500Hz with the test specimen mounted in the same enclosure as given for 2 above.

(6) Frequency range is given as the band of frequencies delineated by the lower and upper limits where the output level drops by 10 dB below the rated sensitivity in half space environment.

(7) Power compression represents the loss of sensitivity for the specified power, measured from 50-500 Hz, after a 5 min pink noise preconditioning test at the specified power.

(8) Thiele - small parameters are measured after the test specimen has been conditioned by 400 W AES power and represent the expected long term parameters after a short period of use .

(9) Linear Mat. Xmax is calculated as: (Hvc-Hg)/2 + Hg/4 where Hvc is the coil depth and Hg is gap depth.