

# CP650/Ti HIGH FREQUENCY COMPRESSION DRIVER

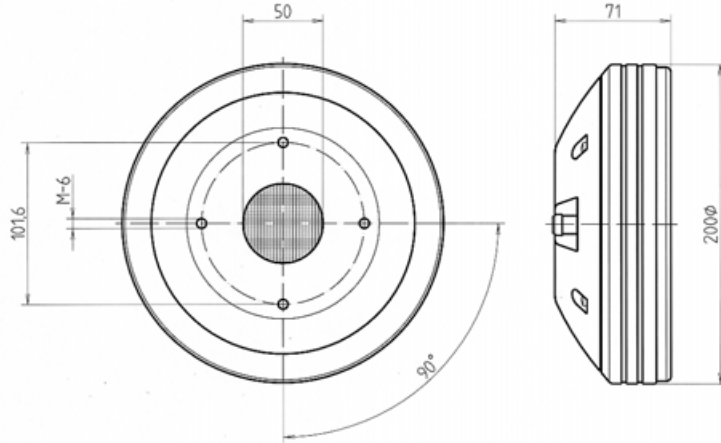


### SPECIFICATIONS

Throat diameter	49 mm. 2 in.
Rated impedance	8 ohms.
Minimum impedance	8 ohms @ 6 kHz
D.C. Resistance	5.5 ohm
Power Capacity*	80 w RMS above 1 kHz
Program Power	160 Watts. above 1 kHz
Sensitivity*	110 dB 1w @ 1m coupled to TD-460 horn
Frequency range	0.6 - 18 kHz
Recommended crossover	800 Hz or higher
Voice coil diameter	72.2 mm. 2.87 in.
Magnetic assembly weight	6.5 kg. 14.33lb.
Flux density	1.875 T
BL factor	10 N/A

This 2" high frequency compression driver features a lightweight diaphragm assembly made with pure titanium material for the dome and suspension, attached to a 3" edgewound aluminium ribbon voice coil, providing exceptional high acoustic pressure over an extremely wide frequency range. A short-circuit copper ring over pole piece reduces dramatically the harmonic distortion and maintains a constant impedance response. The use of a rim centred diaphragm and push terminals permits simple field replacement without soldering.

Este motor de compresión de 2" se caracteriza por una respuesta en frecuencia muy amplia un rendimiento elevado y un buen comportamiento en potencia. La utilización de un diafragma de titanio y una bobina de 3" de diámetro le confieren una extraordinaria naturalidad en la reproducción de voz, así como una gran fidelidad en alta frecuencia.



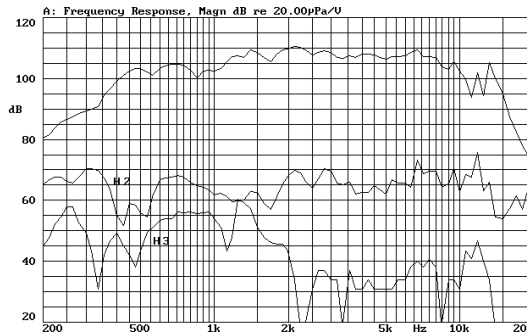
### MOUNTING INFORMATION

Overall diameter	200 mm. 7.87 in.
Depth	75 mm. 2.95 in.
Mounting	Four M6 threaded holes, 90° apart on 101.6 mm (4 in.) diameter circle. Mounting hardware is supplied.
Net weight	7 kg. 15.43 lb.
Shipping weight	7.25 kg. 16 lb.

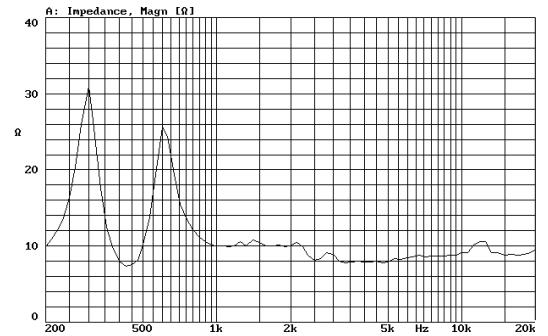
### MATERIALS

Diaphragm	Titanium
Voice coil	Edgewound alum. ribbon
Voice coil former	Kapton
Magnet	Ferrite

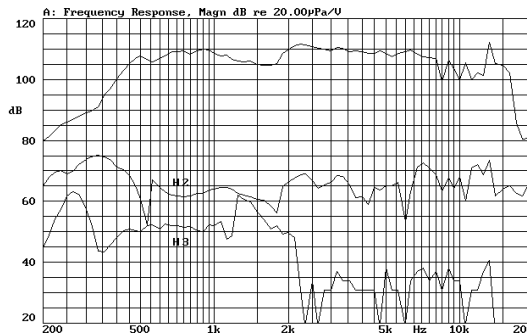
FREQUENCY RESPONSE & DISTORTION CURVES, MAGN. On axis, 1w @ 1m.  
Coupling to TD590 Horn



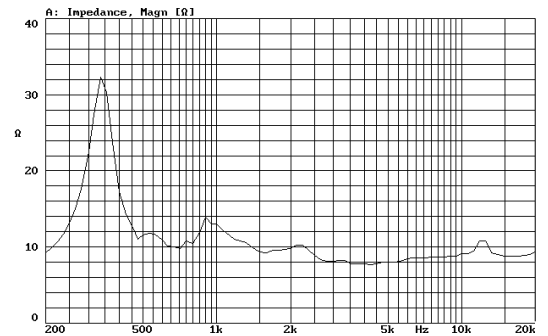
FREE AIR IMPEDANCE CURVE  
Coupling to TD590 Horn



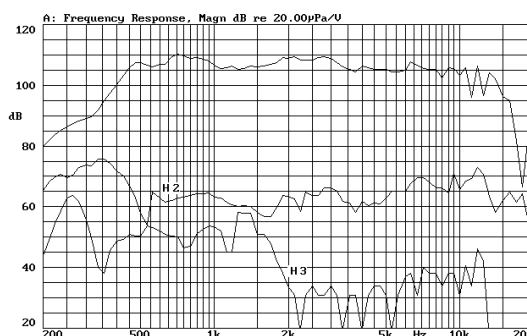
FREQUENCY RESPONSE & DISTORTION CURVES, MAGN. On axis, 1w @ 1m.  
Coupling to TD460/N Horn



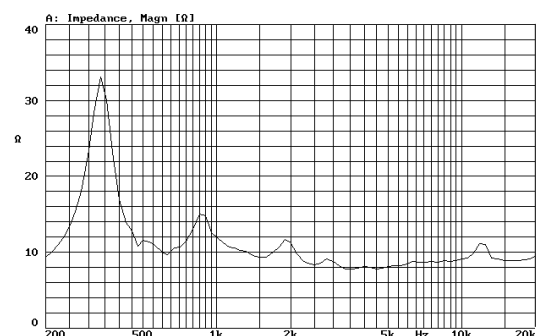
FREE AIR IMPEDANCE CURVE  
Coupling to TD460/N Horn



FREQUENCY RESPONSE & DISTORTION CURVES, MAGN. On axis, 1w @ 1m.  
Coupling to TD400/N Horn



FREE AIR IMPEDANCE CURVE  
Coupling to TD400/N Horn



### NOTES

\*The power capacity corresponds to the RMS maximum value that can dissipate the loudspeaker when a sinus signal is applied for a period of at least two hours.  
Program power is defined as the transducer's ability to handle normal music program material.  
\*\*Sensitivity was measured at 1m distance, on axis, with 1w input, averaged in the range 3-15 kHz.

### NOTAS

\* La potencia admisible corresponde a la máxima potencia RMS que puede disipar el altavoz durante al menos dos horas, cuando se le aplica una señal senoidal determinada. Por potencia programa se entiende la capacidad de altavoz en el manejo de señales transitorias como sería el proporcionado por el contenido de un pasaje musical normal.  
\*\*Medición realizada con el micrófono a 1 m de distancia, en el eje, aplicando 1w al altavoz, promediando en el rango 1-7 kHz.