

6.5" Midrange

# PURE SOUND

Ultra Low Distortion  
Midrange

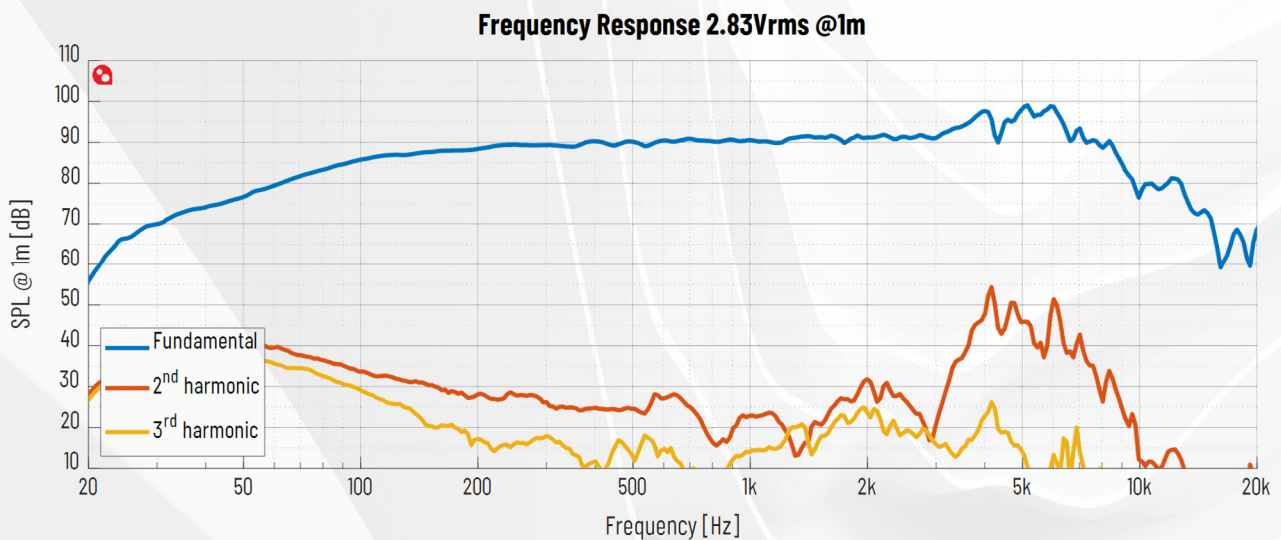


## PTT6.5M08-NFA-01 DATA SHEET

- ⊙ Dedicated Midrange Driver with Enhanced Efficiency
- ⊙ Negligible Force Factor Modulation
- ⊙ Ultra Low Magnetic Hysteresis Distortion
- ⊙ Utilize PURIFI's Neutral Surround Technology
- ⊙ Designed and Manufactured in Denmark

### KEY SPECIFICATIONS

Driver size	6.5"
DC resistance, $R_{DC}$	6.5 $\Omega$
Resonance freq., $f_s$	57 Hz
Total Q factor, $Q_{ts}$	0.38
Effective piston area	133 cm <sup>2</sup>
Equivalent volume, $V_{as}$	12 L
SPL@2.83V <sub>rms</sub> /1m	91.0 dB
Linear $X_{max}$	+/- 2.9 mm
Mechanical $X_{max}$	+/- 14.5 mm
IEC Power handling	200 W
Cone material	Proprietary Fibre Mix



## 1 Specifications

### 1.1 Electrical & Acoustical Parameter

Parameter		Typ	Unit
$Z_n$	Nominal impedance	8	$\Omega$
$Z_{min}$	Minimum impedance above resonance	7.0	$\Omega$
$f_{min}$	Frequency for minimum impedance	415	Hz
$Z_o$	Maximum impedance	72	$\Omega$
$R_{DC}$	DC resistance	6.5	$\Omega$
$L_e$	Voice Coil inductance @ 1kHz 0mm	0.38	mH
SPL	SPL@2.83V <sub>rms</sub> /1m, 300Hz-800Hz, ref. 20 $\mu$ Pa	91.0	dB
	SPL@1W( $Z_{min}$ )/1m, 300Hz-800Hz, ref. 20 $\mu$ Pa	90.4	dB

Table 1 Electrical &amp; Acoustical Parameters

### 1.2 T/S & Lumped Parameters

Parameter		Typ	Unit
$f_s$	Resonance frequency	57	Hz
$Q_{ms}$	Mechanical Q factor	4.2	-
$Q_{es}$	Electrical Q factor	0.42	-
$Q_{ts}$	Total Q factor	0.38	-
$V_{as}$	Equivalent volume	11.5	L
$S_d$	Effective piston area	132.7	cm <sup>2</sup>
$D$	Effective piston diameter	13.0	cm
$Bl$	Force factor	9.7	N/A
$R_{ms}$	Mechanical resistance	1.44	kg/s
$M_{ms}$	Moving mass	17.0	g
$C_{ms}$	Suspension compliance	0.46	mm/N

Table 2 T/S &amp; Lumped Parameters

### 1.3 Mechanical Properties

Parameter		Typ	Unit
<b>Excursion Properties</b>			
$X_{max}$	Linear excursion = (Voice Coil length - Airgap height) / 2	+/-2.9	mm
	Mechanical excursion	+/-14.5	mm
<b>Physical Dimensions</b>			
	Basket diameter	176	mm
	Cutout diameter	148	mm
	Mounting hole pattern diameter	166	mm
	Mounting hole diameter	5.2	mm
	Magnet diameter	100	mm
	Outer flange height	3.6	mm
	Build-in depth	85.2	mm
	Weight	1.75	kg
<b>Voice Coil Properties</b>			
	Voice Coil diameter	39	mm
	Voice Coil length	9.8	mm
	Voice Coil layers	4	-
	Airgap height	4	mm
	Winding material	CCAW	-

Table 3 Mechanical Properties

### 1.4 Power Handling

Parameter		Typ	Unit
	Long term maximum power (IEC268-5 18.2)	200	W
	Rated noise power, 100h (IEC268-5 18.4)	80	W
	Crossover: 2 <sup>nd</sup> order high pass Butterworth @ 200Hz	-	-

Table 4 Power Handling

### 1.5 Typical Performance, Graphs

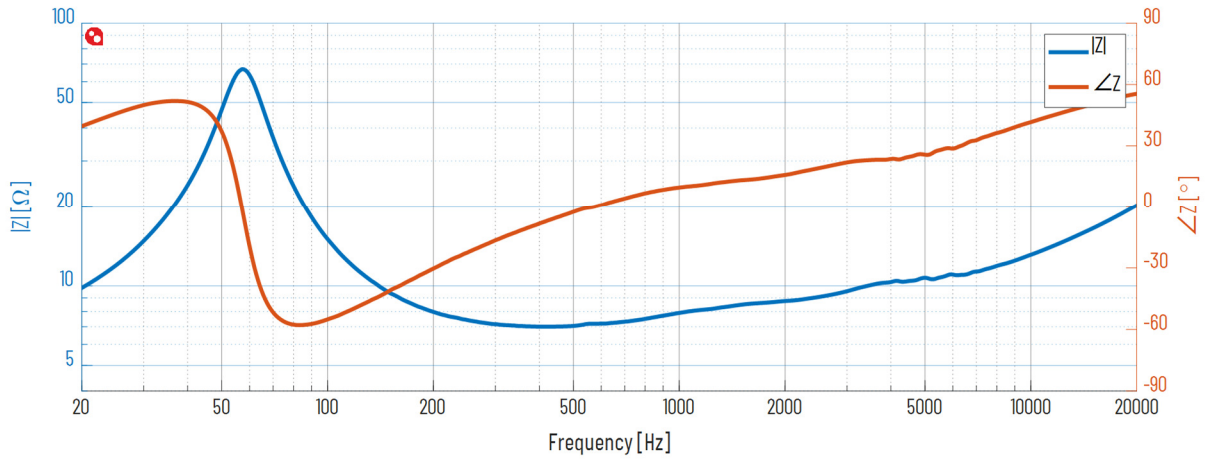


Figure 1 Impedance Response @ 2.83V

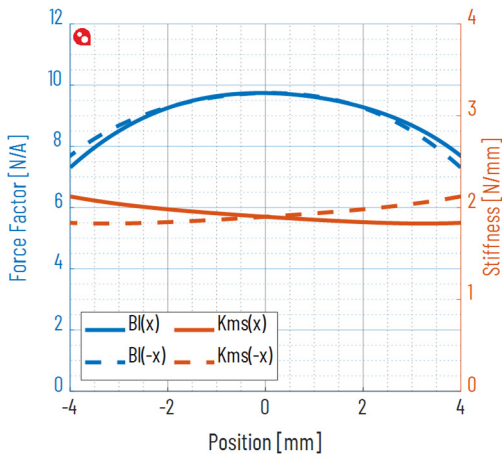


Figure 2 Force Factor and Stiffness vs Voice Coil Position

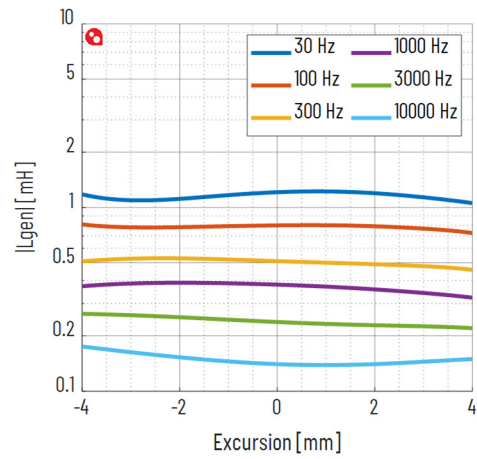


Figure 3 Inductance vs Voice Coil Position

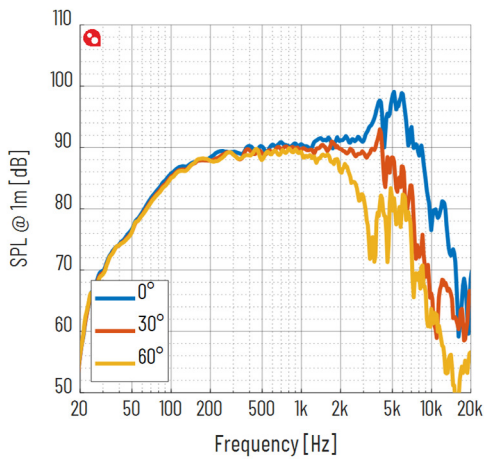


Figure 4 Axial Frequency Response @ 1m, 2.83Vrms

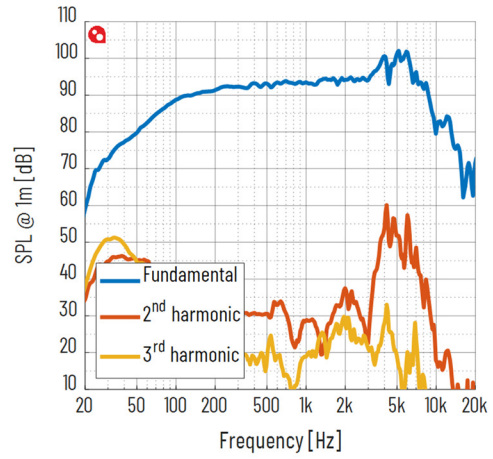


Figure 5 Frequency Response @ 1m, 94dB

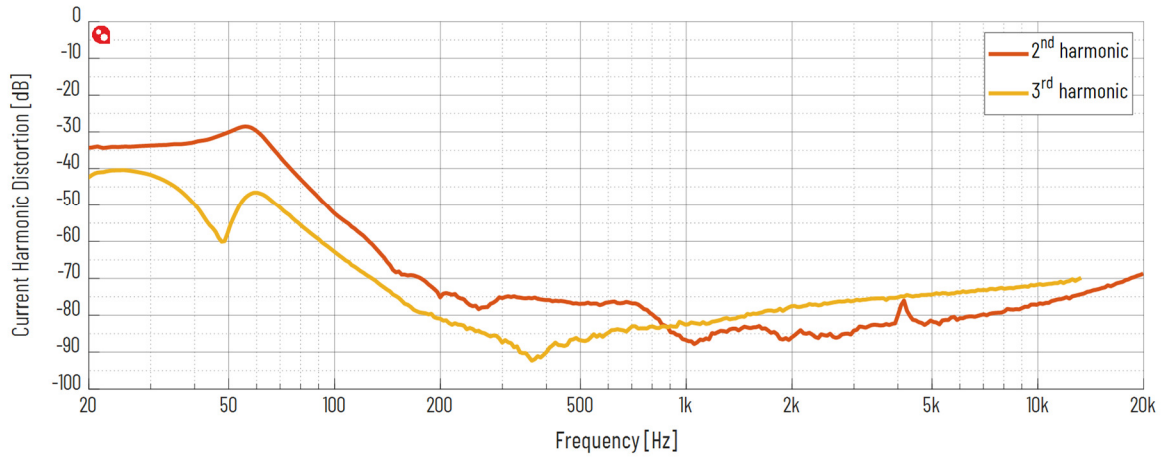


Figure 6 Current Harmonic Distortion @ 2.83Vrms

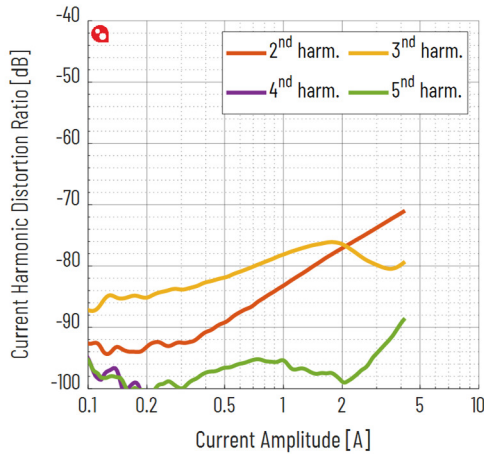


Figure 7 Current Harmonic Distortion @ 1kHz, 0-28.3Vrms

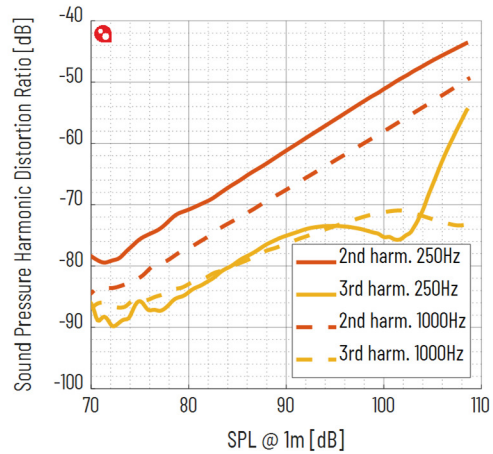


Figure 8 Sound Pressure Harmonic Distortion @ 1m, 0-28.3Vrms

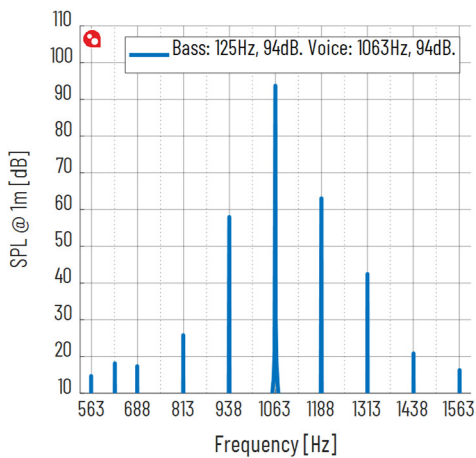


Figure 9 Intermodulation Distortion @ 125Hz 94dB, 1063Hz 94dB

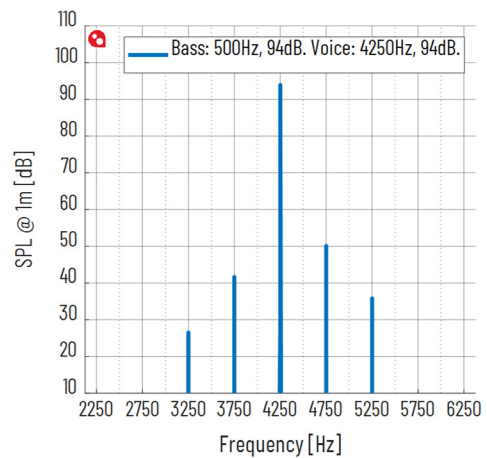
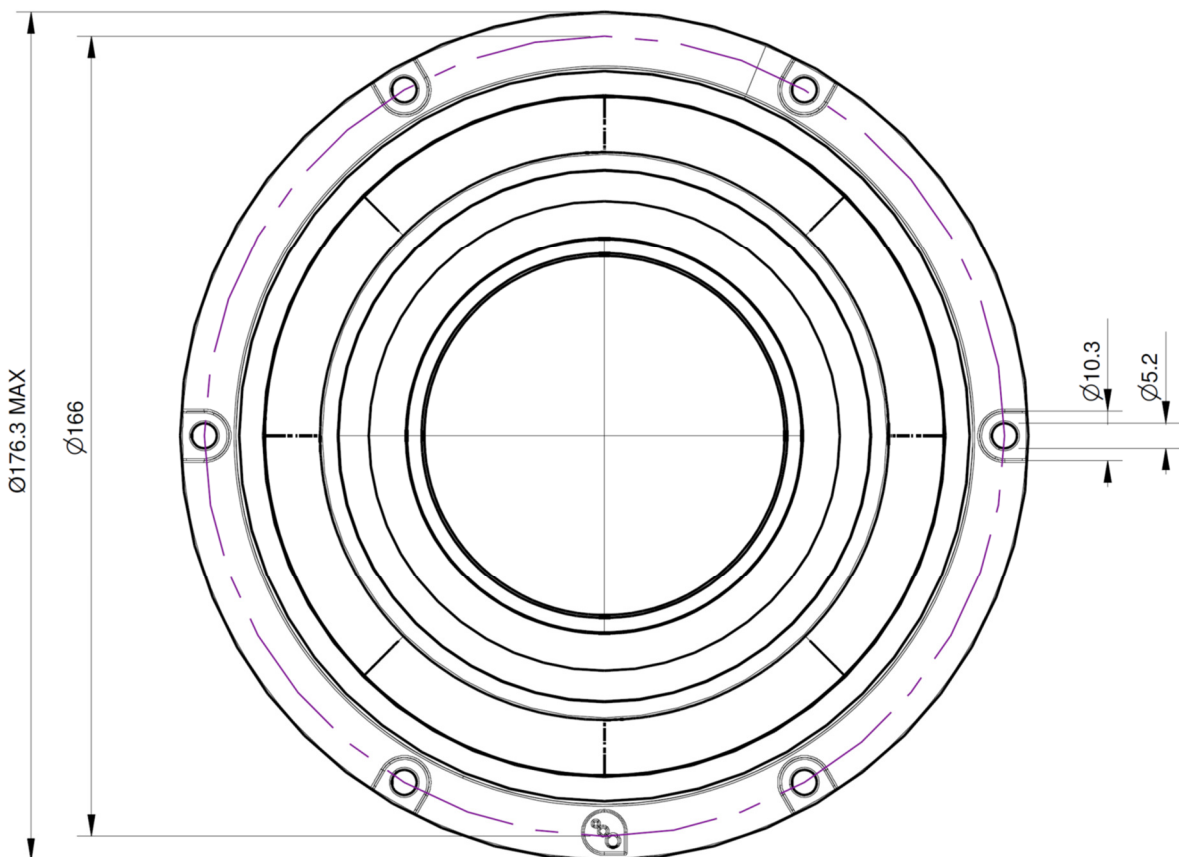
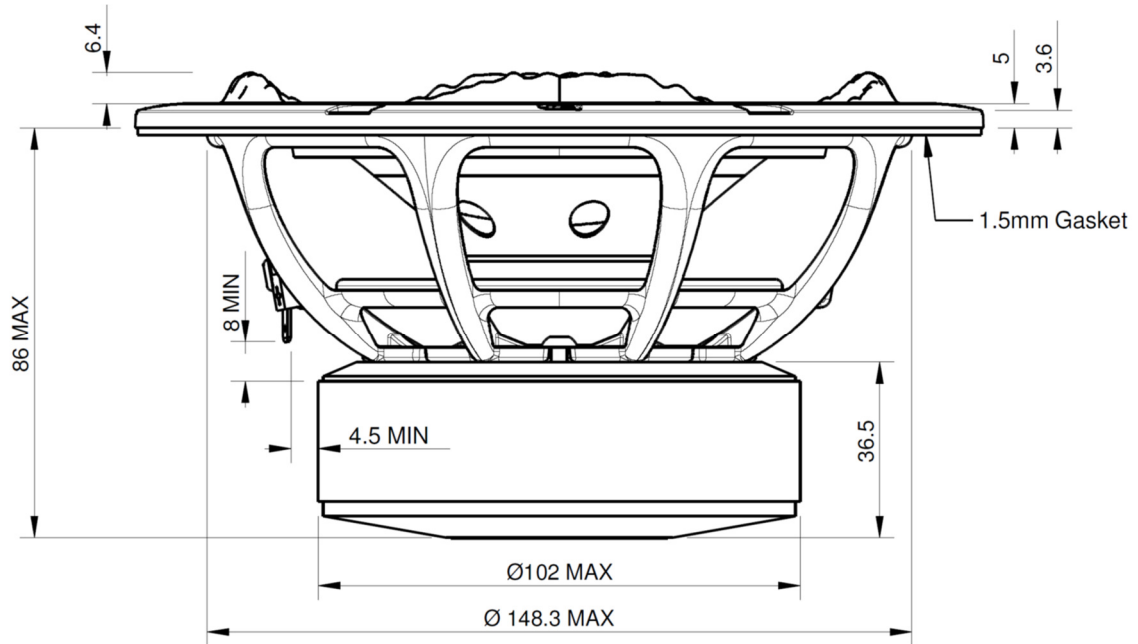


Figure 10 Intermodulation Distortion @ 500Hz 94dB, 4250Hz 94dB

## 2 Drawings



Accuracy of Information: To the extent PURIFI ApS provides information on function and specifications, PURIFI ApS attempts to be as accurate as possible. However, PURIFI ApS does not warrant the accuracy of information on its website and other documents as accurate, complete, reliable, current, or error-free. All data and information in the Data Sheet are subject to change.