

MID-BASS L12P110K

Professional Low Frequency Transducer

Very high efficiency and low distortion are special features of this mid-bass transducer. Special treatments are applied to cone surface and surround for optimum dampening.

PART NUMBER 11146001

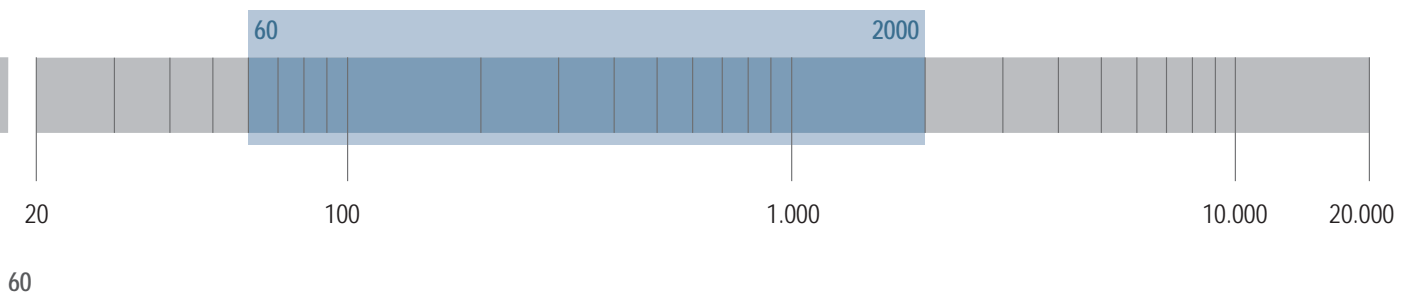
Features

- 4-inch, fibreglass inside-outside copper voice coil
- 1000 Watt continuous program power handling
- 101 dB Sensitivity
- 60 Hz - 2 kHz Frequency range
- M-roll damped surround
- Corrugated straight damped cone

Applications

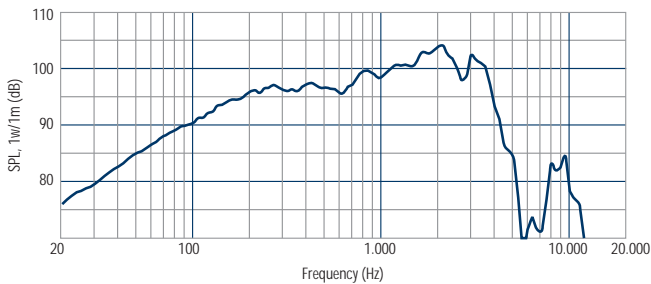
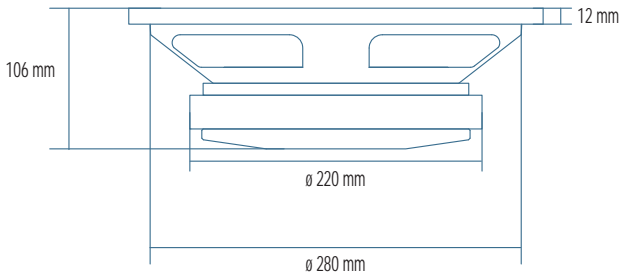
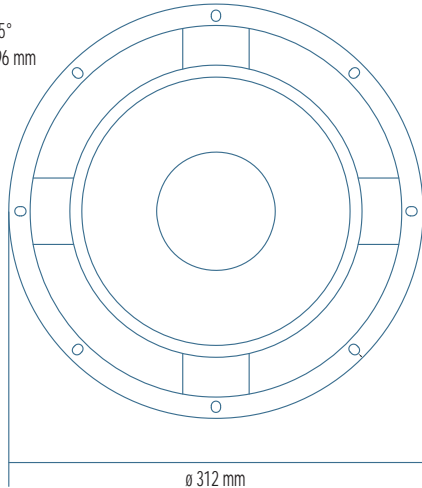
The L12P110K is specially designed for compact size bass reflex enclosures. The unique combination of short voice coil and very high BL/Re ratio makes the L12P110K a very good choice when fast and precise mid-bass reproduction is required.

Very good for high power horn loaded applications.

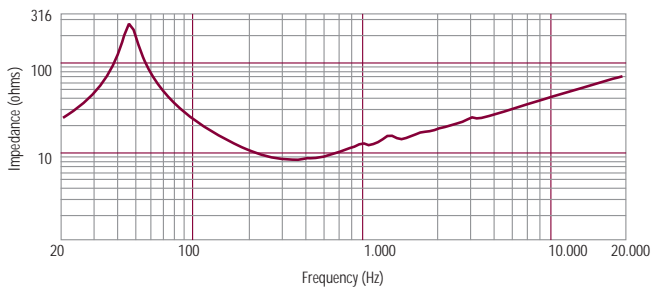




8 x \varnothing 7 mm holes to 45°
on 293 mm and on 296 mm



Frequency response curve of the loudspeaker taken in a hemispherical, free field environment and mounted in a closed box with an internal volume of 600 litres (21.2 cu.ft) enclosing the rear of the driver.



Impedance magnitude curve measured in free air.

Notes to Specifications

1 Program Power is defined as 3 dB greater than AES power. - 2 AES standard. - 3 Sensitivity measurement is based on a 500-2 kHz pink noise signal with input power of 2.83V @ 8 Ohms. - 4 Thiele-Small parameters are measured after a 2 hour warm up period running the loudspeaker at full power handling capacity. - 5 The maximum linear excursion is calculated as: $(Hvc - Hg)/2 + Hg/4$ where Hvc is the voice coil depth and Hg the gap depth. - 6 Calculated for front mounting on 18 mm thick board.

General Specifications

Nominal Diameter	300/12	mm/inch
Rated Impedance	8	ohm
Program Power ¹	1000	Watts
Power handling capacity ²	500	Watts
Sensitivity ³	101	dB
Frequency Range	60 - 2000	Hz
Effective Piston Diameter	260/10.2	mm/inch
Max Excursion Before Damage (peak to peak)	48/1.9	mm/inch
Minimum Impedance	7.6	ohm
Voice Coil Diameter	100/4	mm/inch
Voice Coil Material	Copper	
Voice Coil Winding Depth	10.5/0.4	mm/inch
Number of layers	2	
Kind of layer	inside/outside	
Top Plate Thickness	9/0.35	mm/inch
Cone Material	No pressed pulp	
Cone Design	Curved	
Surround Material	Polycotton	
Surround Design	M - roll	

Thiele - Small Parameters ⁴

Resonance frequency	Fs	44	Hz
DC resistance	Re	5.6	ohm
Mechanical factor	Oms	4.3	
Electrical factor	Oes	0.14	
Total factor	Ots	0.13	
BL Factor	BL	25	T · m
Effective Moving Mass	Mms	55	gr
Equivalent Cas air load	Vas	98	liters
Effettive piston area	Sd	0.053	m ²
Max. linear excursion (mathematical) ⁵	Xmax	3,0	mm
Voice - coil inductance @ 1KHz	Le1K	1	mH
Half-space efficiency	Eff	5.75	%

Mounting Information

Overall Diameter	312/12.3	mm/inch
Bolt Circle Diameter	293-296/11.5-11.6	mm/inch
Bolt Hole Diameter	7/0.3	mm/inch
Front Mount Baffle Cut-out	285/11.3	mm/inch
Rear Mount Baffle Cut-out	283/11.2	mm/inch
Depth	115/4.5	mm/inch
Volume occupied by the driver ⁶	2.8/0.09	liters/ft3

Shipping Information

Net Weight	11.2/24.6	Kg/Lbs
Shipping Weight	11.9/26.2	Kg/Lbs