

KEY FEATURES

- High power handling: 150 / 40 W_{AES} (LF / HF)
- High sensitivity: 92,5 / 102 dB (LF / HF)
- Low resonant frequency: 75 Hz
- Extended controlled displacement: X_{MAX} ± 5,7 mm
- Extended mechanical displacement capability: X_{Damage} ± 19 mm
- Designed with MMSS technology for high control, symmetry and linearity
- Demodulating ring for low harmonic distortion
- CONEX spider for higher resistance and consistency
- Waterproof paper cone with Santoprene™ surround
- Common neodymium magnetic system for low weight and mounting depth
- Excellent off-axis response
- 70° conical dispersion

TECHNICAL SPECIFICATIONS

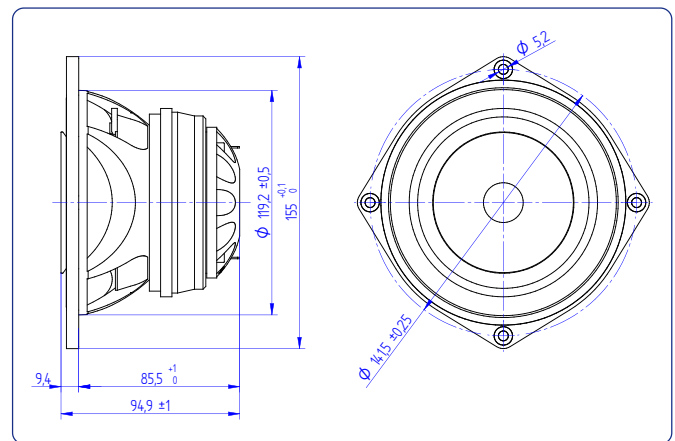
Nominal diameter	125 mm	5 in
Rated impedance (LF/HF)	8 / 8 Ω	
Minimum impedance (LF/HF)	5,7 / 5,0 Ω	
Power capacity* (LF/HF)	150 / 40 W _{AES}	
Program power (LF/HF)	300 / 80 W	
Sensitivity (LF/HF**)	92,5 dB 1W @ Z _N	102 dB 1W @ Z _N
Frequency range	75 - 20.000 Hz	
Recom. HF crossover	2,5 kHz or higher (12 dB/oct min slope)	
Voice coil diameter (LF/HF)	38,1 mm	1,5 in
	44,45 mm	1,75 in
BL factor	7,32 N/A	
Moving mass	0,006 kg	
Voice coil length	14 mm	
Air gap height	6 mm	
X_{damage} (peak to peak)	19 mm	

THIELE-SMALL PARAMETERS***

Resonant frequency, f_s	75 Hz
D.C. Voice coil resistance, R_e	5,2 Ω
Mechanical Quality Factor, Q_{ms}	10,04
Electrical Quality Factor, Q_{es}	0,28
Total Quality Factor, Q_{ts}	0,28
Equivalent Air Volume to C_{ms}, V_{as}	9,07 l
Mechanical Compliance, C_{ms}	711 μm / N
Mechanical Resistance, R_{ms}	0,29 kg / s
Efficiency, η₀	1,3 %
Effective Surface Area, S_d	0,0095 m ²
Maximum Displacement, X_{max} ****	5,7 mm
Displacement Volume, V_d	48,1 cm ³
Voice Coil Inductance, L_e	0,22 mH



DIMENSION DRAWINGS



MOUNTING INFORMATION

Overall diameter	155 mm	6,1 in
Bolt circle diameter	141,5 mm	5,57 in
Baffle cutout diameter:		
- Front mount	119,2 mm	4,69 in
- Rear mount	127 mm	5 in
Depth	94,9 mm	3,74 in
Volume displaced by driver	0,5 l	0,02 ft ³
Net weight	1,60 kg	3,53 lb
Shipping weight	1,67 kg	3,68 lb

Notes:

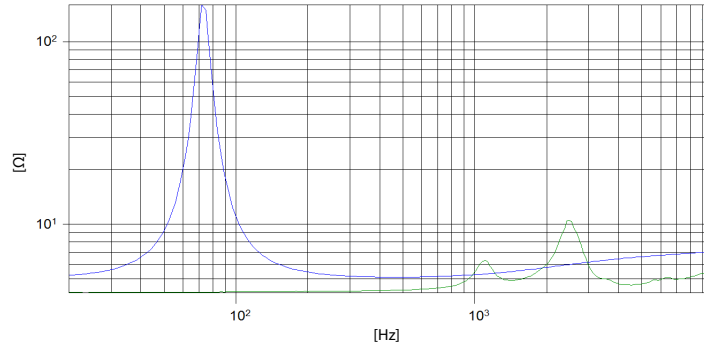
* The power capacity is determined according to AES2-1984 (r2003) standard. Program power is defined as the transducer's ability to handle normal music program material.

** Sensitivity was measured at 1m distance, on axis, with 1W input, averaged in the range 2 - 7 kHz.

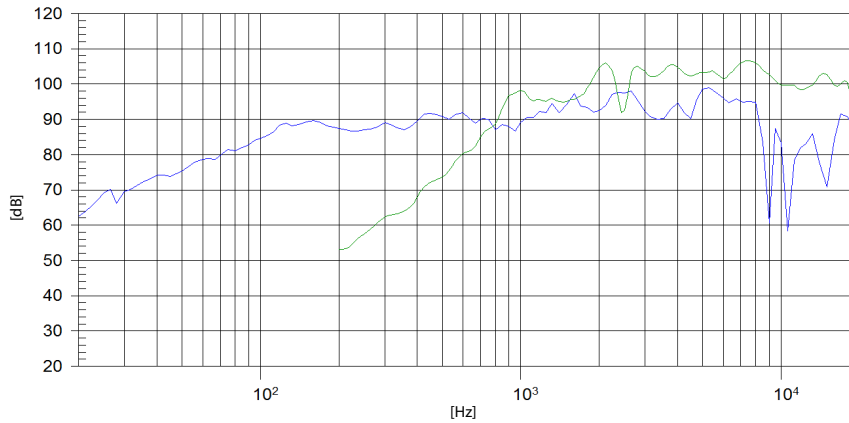
*** T-S parameters are measured after an exercise period using a preconditioning power test. The measurements are carried out with a velocity-current laser transducer and will reflect the long term parameters (once the loudspeaker has been working for a short period of time).

**** The X_{max} is calculated as (L_{vc} - H_{ag})/2 + (H_{ag}/3,5), where L_{vc} is the voice coil length and H_{ag} is the air gap height.

FREE AIR IMPEDANCE CURVE

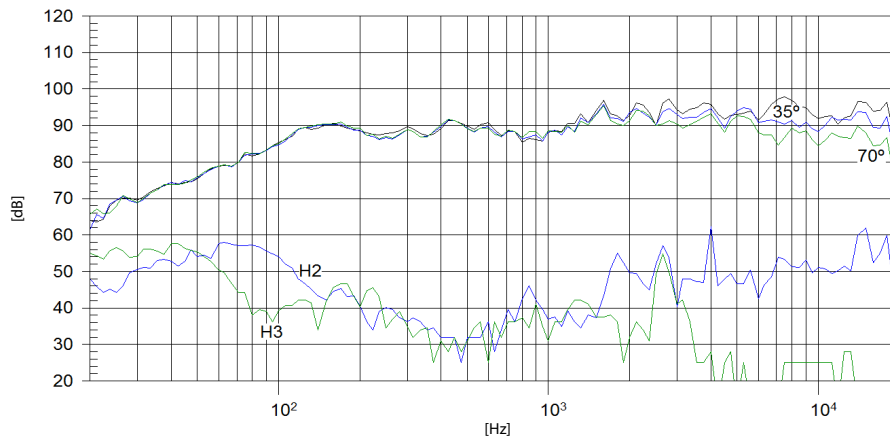


FREQUENCY RESPONSE



Note: On axis frequency response measured with loudspeaker standing on infinite baffle in anechoic chamber, 1W @ 1m

FILTERED AND OFF-AXIS FREQUENCY RESPONSE



Note: Filtered frequency response measured with loudspeaker standing on infinite baffle in anechoic chamber, 1W @ 1m with FD-2CX