

# WOOFER L18P300

Professional Low Frequency Transducer

In production for over 10 years, the L18P300 is an industry standard. The sturdy magnetic unit, with 15 mm thick plates and specially designed suspensions ensure an excellent control of amplitude of over +/- 12 millimetres. The special cooling system with forced air ventilation offer a great heat dissipation and the minimum levels of power compression available on the market.

Voice coil construction, suspensions and cone materials are upgraded in order to withstand up to a Kilowatt RMS power.

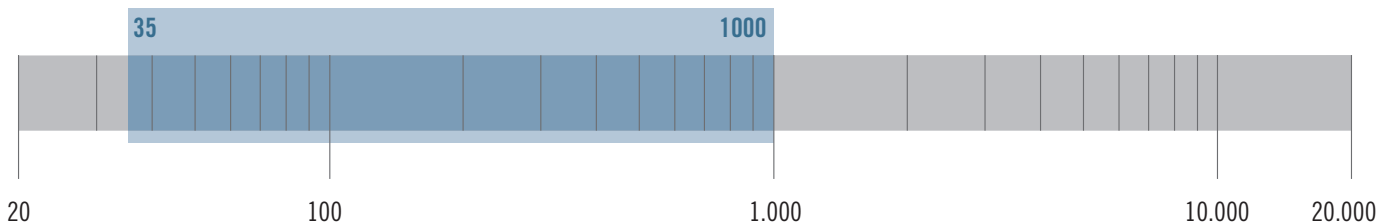
PART NUMBER **11185016**


## Features

- 4-inch Inside/outside copper voice coil
  - 2000 Watt continuous program power handling
  - 97 dB Sensitivity
  - 35 Hz - 1 kHz Frequency range
  - Forced air ventilation and 15 mm top plate for minimum power compression
  - Dual spider design with silicon based dampening control
- M-roll surround and exponential cone geometry

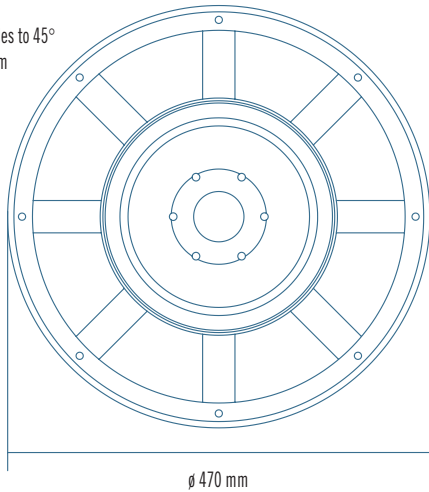
## Applications

The L18P300 finds its best application in both bass reflex and band pass systems. Its capacity to reproduce extremely low frequencies along with extraordinary definition make it a no compromise woofer in its category, ideal for both live and recorded music.

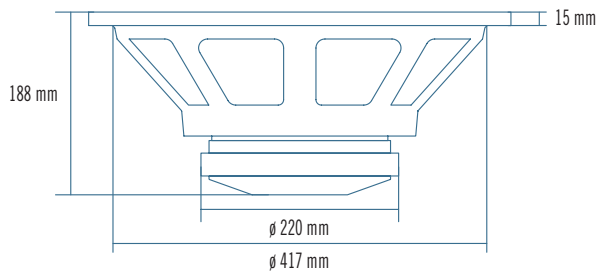




8 x  $\phi$  8 holes to 45°  
on 456 mm



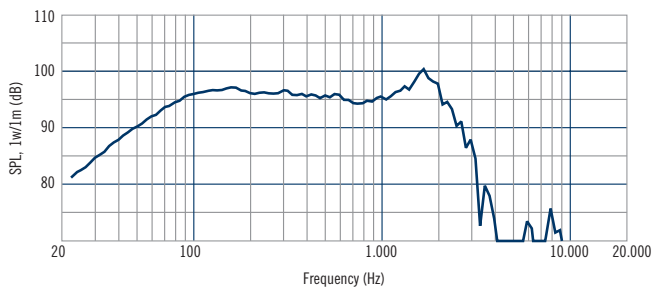
$\phi$  470 mm



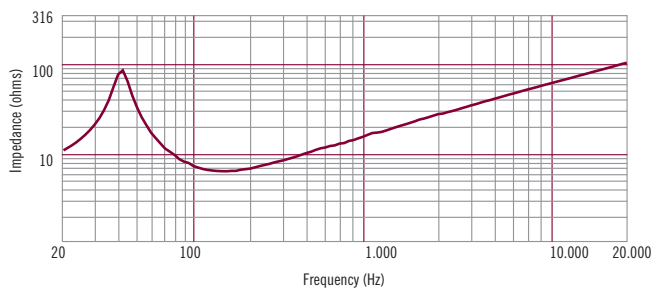
188 mm

$\phi$  220 mm

$\phi$  417 mm



Frequency response curve of the loudspeaker taken in a hemispherical, free field environment and mounted in a closed box with an internal volume of 600 litres (21.2 cu.ft) enclosing the rear of the driver.



Impedance magnitude curve measured in free air.

## General Specifications

Nominal Diameter	460/18	mm/inch
Rated Impedance	8	ohm
Program Power <sup>1</sup>	2000	Watts
Power handling capacity <sup>2</sup>	1000	Watts
Sensitivity <sup>3</sup>	97	dB
Frequency Range	35 - 1000	
Effective Piston Diameter	380/15	mm/inch
Max Excursion Before Damage (peak to peak)	40/1.6	mm/inch
Minimum Impedance	6.0	ohm
Voice Coil Diameter	100/4	mm/inch
Voice Coil Material	Copper	
Voice Coil Winding Depth	23/0.9	mm/inch
Number of layers	2	
Kind of layer	inside/outside	
Top Plate Thickness	15/0.6	
Cone Material	No pressed pulp	
Cone Design	Curved	
Surround Material	Polycotton	
Surround Design	M - roll	

## Thiele - Small Parameters<sup>4</sup>

Resonance frequency	Fs	33	Hz
DC resistance	Re	5.0	ohm
Mechanical factor	Qms	8.3	
Electrical factor	Qes	0.34	
Total factor	Qts	0.33	
BL Factor	BL	23.5	T · m
Effective Moving Mass	Mms	180	gr
Equivalent Cas air load	Vas	226	liters
Effective piston area	Sd	0.113	m <sup>2</sup>
Max. linear excursion (mathematical) <sup>5</sup>	Xmax	7.8	mm
Voice - coil inductance @ 1KHz	Le1K	1.9	mH
Half-space efficiency	Eff	2.30	%

## Mounting Information

Overall Diameter	470/18.5	mm/inch
Bolt Circle Diameter	438	mm/inch
Bolt Hole Diameter	8/0.3	mm/inch
Front Mount Baffle Cut-out	416/16.4	mm/inch
Rear Mount Baffle Cut-out	418/16.5	mm/inch
Depth	209/8.3	mm/inch
Volume occupied by the driver <sup>6</sup>	6.5	liters/ft <sup>3</sup>

## Shipping Information

Net Weight	14/31.1	Kg/Lbs
Shipping Weight	14.8/32.9	Kg/Lbs

## Notes to Specifications

1 Program Power is defined as 3 dB greater than AES power. - 2 AES standard. - 3 Sensitivity measurement is based on a 100-500 Hz pink noise signal with input power of 2.83V @ 8 Ohms. - 4 Thiele-Small parameters are measured after a 2 hour warm up period running the loudspeaker at full power handling capacity. - 5 The maximum linear excursion is calculated as:  $(Hvc - Hg)/2 + Hg/4$  where Hvc is the voice coil depth and Hg the gap depth. - 6 Calculated for front mounting on 18 mm thick board.