

# MID-BASS L10/568H

Professional Low Frequency Transducer

High efficiency 10" mid-bass. Very high sensitivity, excellent linearity. A copper ring helps reducing distortion and smoothing the response up to 3 kHz. Voice coil construction, suspensions and cone materials designed to survive at 350 Watt RMS power.

PART NUMBER 11130023

## Features

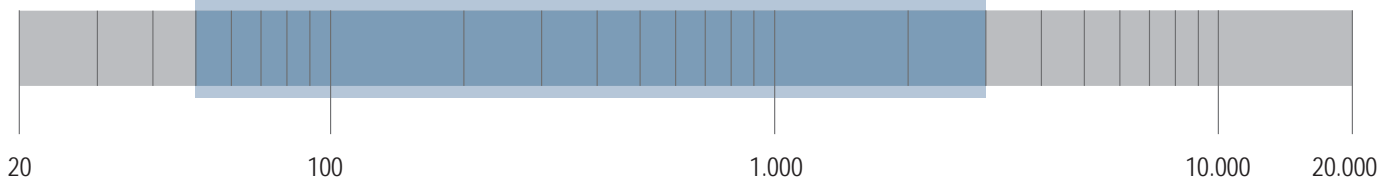
- 2-inch inside-outside aluminum voice coil
- 400 Watt continuous program power handling
- 97.5 dB Sensitivity
- 50 Hz - 3 kHz Frequency range
- M-roll surround and exponential cone geometry
- Copper ring

## Applications

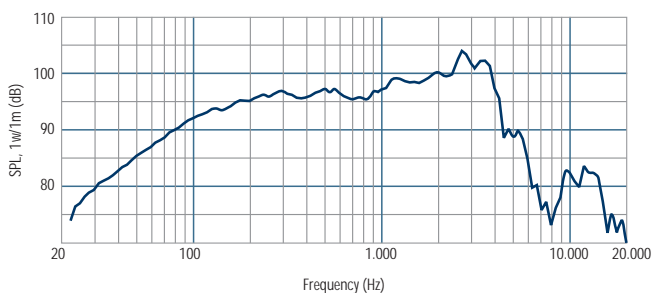
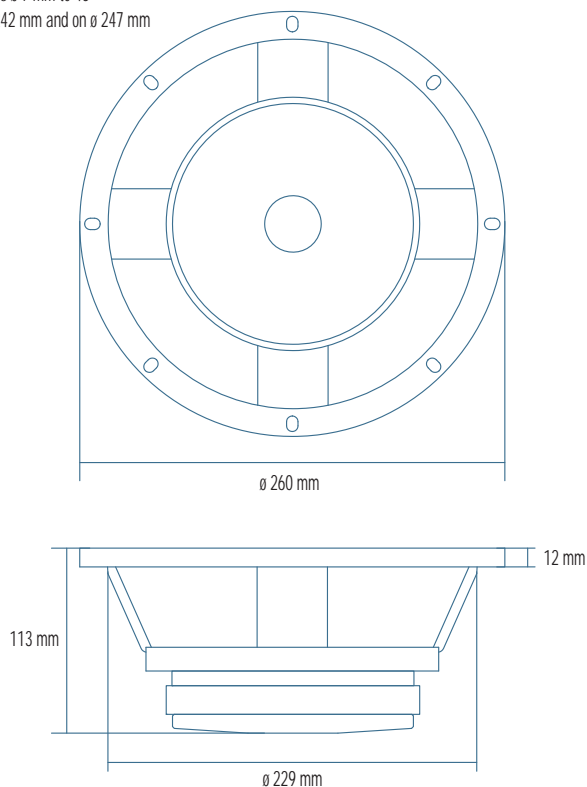
A very light moving mass, a curve response linear above 3 kHz makes the L10/568H a very good solution for high quality two way systems. The 2" copper voice coil guarantee a very high power handling and perfect low frequency control.



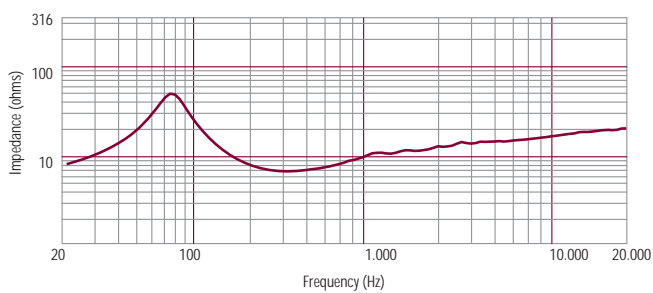
50 3000



8 holes ø 7 mm at 45°  
on ø 242 mm and on ø 247 mm



Frequency response curve of the loudspeaker taken in a hemispherical, free field environment and mounted in a closed box with an internal volume of 600 litres (21.2 cu.ft) enclosing the rear of the driver.



Impedance magnitude curve measured in free air.

## Notes to Specifications

1 Program Power is defined as 3 dB greater than AES power. - 2 AES standard. - 3 Sensitivity measurement is based on a 500-2 kHz pink noise signal with input power of 2.83V @ 8 Ohms. - 4 Thiele-Small parameters are measured after a 2 hour warm up period running the loudspeaker at full power handling capacity. - 5 The maximum linear excursion is calculated as:  $(Hvc - Hg)/2 + Hg/4$  where Hvc is the voice coil depth and Hg the gap depth. - 6 Calculated for front mounting on 18 mm thick board.

## General Specifications

Nominal Diameter	260/10	mm/inch
Rated Impedance	8	ohm
Program Power <sup>1</sup>	400	Watts
Power handling capacity <sup>2</sup>	200	Watts
Sensitivity <sup>3</sup>	97.5	dB
Frequency Range	50 - 3000	Hz
Effective Piston Diameter	210/8.3	mm/inch
Max Excursion Before Damage (peak to peak)	40/1.6	mm/inch
Minimum Impedance	6.6	ohm
Voice Coil Diameter	51/2	mm/inch
Voice Coil Material	Copper	
Voice Coil Winding Depth	13/0.5	mm/inch
Number of layers	2	
Kind of layer	inside/outside	
Top Plate Thickness	9/0.4	mm/inch
Cone Material	No pressed pulp	
Cone Design	Curved	
Surround Material	Polycotton	
Surround Design	M - roll	

## Thiele - Small Parameters <sup>4</sup>

Resonance frequency	Fs	70	Hz
DC resistance	Re	5.1	ohm
Mechanical factor	Qms	6	
Electrical factor	Qes	0.41	
Total factor	Qts	0.38	
BL Factor	BL	12.8	T · m
Effective Moving Mass	Mms	30	gr
Equivalent Cas air load	Vas	29.4	liters
Effettive piston area	Sd	0.035	m <sup>2</sup>
Max. linear excursion (mathematical) <sup>5</sup>	Xmax	4.3	mm
Voice - coil inductance @ 1KHz	Le1K	1.05	mH
Half-space efficiency	Eff	2.37	%

## Mounting Information

Overall Diameter	260/10.2	mm/inch
Bolt Circle Diameter	242-247/9.5-9.7	mm/inch
Bolt Hole Diameter	7/0.3	mm/inch
Front Mount Baffle Cut-out	230/9.1	mm/inch
Rear Mount Baffle Cut-out	229/9.0	mm/inch
Depth	115/4.5	mm/inch
Volume occupied by the driver <sup>6</sup>	1.1/0.04	liters/ft3

## Shipping Information

Net Weight	4.4/9.7	Kg/Lbs
Shipping Weight	4.8/10.6	Kg/Lbs