



TWEETERS

1TW1 - 3/4 TW1

1TW1 - automotive tweeter of 4 ohms, with voice coil of 1" diameter, refrigerated with ferrofluído and potency of 150W MAX. Made with silk dome and neodímio magnet, it has plane answer frequency from 1,200 to 20,000 Hz.

Accompanies a divisor with a frequency cut of 2.5KHz and 18dB/octave and a group of support plane, built-in and sloping that became easy the installation in automobiles with possibility of multiple assemblies. For larger quality in the resonant reproduction, try to install the 1TW1 the closest as possible of the mid-range, preferentially in the front lateral part and/or rear of the automobile. Tweeters in the center provoke a terrible stereophonic image.

3/4TW1 - automotive tweeter of 4 ohms, with voice coil of 3/4" diameter, refrigerated with ferrofluído and potency of 70W MAX. Made with silk dome and neodímio magnet, it has plane answer frequency from 1,500 to 20,000 Hz.

Accompanies a group of support plane, built-in and sloping that became easy the installation in automobiles with possibility of multiple assemblies. Is recommended the installation with crossover of a frequency cut of 5KHz and 12dB/octave (crossover LC 12T5 K4). For larger quality in the resonant reproduction, try to install the 1TW1 the closest as possible of the mid-range, preferentially in the front lateral part and/or rear of the automobile. Tweeters in the center provoke a terrible stereophonic image.

1TW1



3/4 TW1

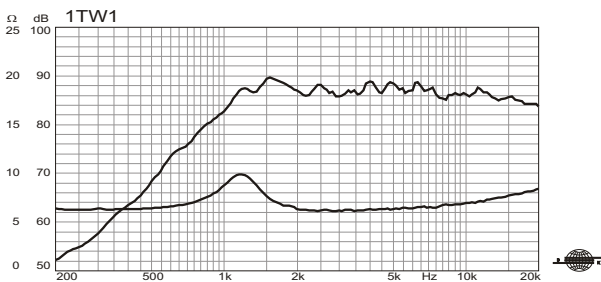


TECHNICAL SPECIFICATIONS	1TW1	3/4TW1
Nominal diameter mm (in)	45(1,8)	40
Nominal impedance Ω	4	4
Power handling		
MAX ¹ W	*150	*70
RMS ² W	70	35
Sensitivity (1W@1m) dB SPL	88	88
Frequency response @ -10 dB Hz	1,200 a 20,000	1,500 a 20,000
Magnet weight g (oz)	11.5(0.40)	4.9(0.17)
Voice coil diameter mm (in)	26(1)	19(0.7)
Net weight g (lb)	72(0.16)	32(0.07)

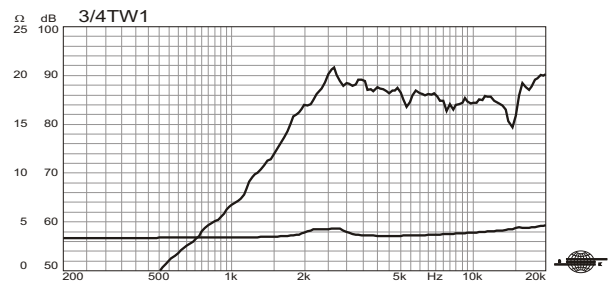
* With the recommended crossover.

¹ Power handling specifications refer to normal speech and/or music program material, reproduced by an amplifier producing no more than 5% distortion. Power is calculated as true RMS voltage squared divided by the nominal impedance of the loudspeaker.

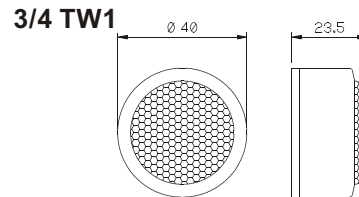
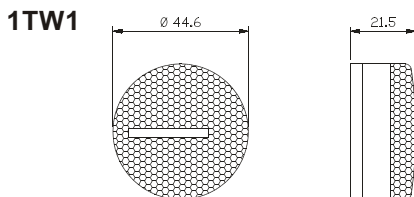
² Brazilian Standard NBR 10.303, with pink noise during 2 hours uninterrupted.



Response curve measured in Anechoic Chamber and tweeter installed in a pedestal. Impedance curve measured in free air.



Response curve measured in Anechoic Chamber and tweeter installed in a pedestal. Impedance curve measured in free air.



Dimensions in mm.

Specifications subject to change without prior notice.

www.seleniumloudspeakers.com

Code: N/A Rev.: 01 - 05/2004